

Kröger - Bretländer mbH - IGKB
 Ingenieurgesellschaft für Bautechnik
 Universitätstraße 74
 44789 BOCHUM
 Telefon: +49 (0) 234 / 930 43-0
 Fax: +49 (0) 234 / 930 43-43

- 1 -

RUNDSTAHL - STÜCKLISTE B500 A

Projekt: Stadt Stadtlohn - Bauamt-Tiefbau

Bauwerk: Neubau eines Regenklärbeckens

Bauteil: Bewehrung Kanalwände Pos. W3, W5a, W5b, W5c, W6a, W6b und W6c

Plannr.: 5720-BP-W-01-00

Datum: 23.03.2026

| POS. | STÜCK | Ø (mm) | SCHNITTLÄNGE (m) | GEWICHT (kg) | GESAMTLÄNGE (m) |
|------|-------|-----------|---------------------|-----------------|--------------------|
| 1 | 26 | 20 | 12,000 | 29,640 | 312,000 |
| 2 | 26 | 20 | 6,790 | 16,771 | 176,540 |
| 3 | 26 | 20 | 6,790 | 16,771 | 176,540 |
| 4 | 26 | 20 | 12,000 | 29,640 | 312,000 |
| 5 | 8 | 16 | 12,000 | 18,960 | 96,000 |
| 6 | 8 | 16 | 6,240 | 9,859 | 49,920 |
| 7 | 6 | 16 | 6,240 | 9,859 | 37,440 |
| 8 | 6 | 16 | 12,000 | 18,960 | 72,000 |
| 9 | 128 | 20 | 4,590 | 11,337 | 587,520 |
| 10 | 125 | 20 | 4,340 | 10,720 | 542,500 |
| 11 | 127 | 20 | 2,390 | 5,903 | 303,530 |
| 12 | 50 | 20 | 2,890 | 7,138 | 144,500 |
| 13 | 11 | 20 | 4,040 | 9,979 | 44,440 |
| 14 | 13 | 20 | 4,290 | 10,596 | 55,770 |
| 15 | 11 | 20 | 2,390 | 5,903 | 26,290 |
| 16 | 12 | 20 | 2,790 | 6,891 | 33,480 |
| 17 | 10 | 16 | 3,360 | 5,309 | 33,600 |
| 18 | 5 | 16 | 2,870 | 4,535 | 14,350 |
| 19 | 5 | 16 | 1,390 | 2,196 | 6,950 |
| 21 | 23 | 20 | 2,890 | 7,138 | 66,470 |
| 22 | 33 | 20 | 4,290 | 10,596 | 141,570 |
| 23 | 30 | 20 | 3,340 | 8,250 | 100,200 |
| 24 | 26 | 20 | 12,000 | 29,640 | 312,000 |
| 25 | 26 | 20 | 6,450 | 15,932 | 167,700 |
| 26 | 26 | 20 | 6,450 | 15,932 | 167,700 |
| 27 | 26 | 20 | 12,000 | 29,640 | 312,000 |
| 28 | 8 | 16 | 12,000 | 18,960 | 96,000 |
| 29 | 8 | 16 | 6,240 | 9,859 | 49,920 |
| 30 | 6 | 16 | 6,240 | 9,859 | 37,440 |
| 31 | 6 | 16 | 12,000 | 18,960 | 72,000 |
| 32 | 128 | 20 | 4,590 | 11,337 | 587,520 |
| 33 | 125 | 20 | 4,340 | 10,720 | 542,500 |
| 34 | 127 | 20 | 2,390 | 5,903 | 303,530 |
| 35 | 24 | 20 | 2,890 | 7,138 | 69,360 |
| 36 | 11 | 20 | 4,040 | 9,979 | 44,440 |
| 37 | 13 | 20 | 4,290 | 10,596 | 55,770 |
| 38 | 11 | 20 | 2,390 | 5,903 | 26,290 |
| 39 | 12 | 20 | 2,790 | 6,891 | 33,480 |
| 42 | 130 | 6 | 0,520 | 0,115 | 67,600 |
| 43 | 130 | 10 | 0,510 | 0,315 | 66,300 |
| 44 | 700 | 10 | 0,550 | 0,339 | 385,000 |

Kröger - Bretländer mbH - IGKB
 Ingenieurgesellschaft für Bautechnik
 Universitätstraße 74
 44789 BOCHUM
 Telefon: +49 (0) 234 / 930 43-0
 Fax: +49 (0) 234 / 930 43-43

RUNDSTAHL - STÜCKLISTE B500 A

Projekt: Stadt Stadtlohn - Bauamt-Tiefbau
 Bauwerk: Neubau eines Regenklärbeckens
 Bauteil: Bewehrung Kanalwände Pos. W3, W5a, W5b, W5c, W6a, W6b und W6c
 Plannr.: 5720-BP-W-01-00
 Datum: 23.03.2026

| GESAMTMENGE (BETONSTAHL B500 A) | | | |
|---------------------------------|--------|-----------|------------|
| (mm) | (kg/m) | (m) | (kg) |
| 6 | 0,222 | 67,600 | 15,007 |
| 10 | 0,617 | 451,300 | 278,452 |
| 16 | 1,580 | 565,620 | 893,680 |
| 20 | 2,470 | 5.645,640 | 13.944,731 |
| G E S A M T G E W I C H T | | | 15.131,870 |

Kröger - Bretländer mbH - IGKB
 Ingenieurgesellschaft für Bautechnik
 Universitätstraße 74
 44789 BOCHUM
 Telefon: +49 (0) 234 / 930 43-0
 Fax: +49 (0) 234 / 930 43-43

- 3 -

GEWINDESTAHL - STÜCKLISTE TYP HALFEN-HBS

Projekt: Stadt Stadtlohn - Bauamt-Tiefbau

Bauwerk: Neubau eines Regenklärbeckens

Bauteil: Bewehrung Kanalwände Pos. W3, W5a, W5b, W5c, W6a, W6b und W6c

Plannr.: 5720-BP-W-01-00

Datum: 23.03.2026

| POS. | STÜCK | Ø (mm) | SCHNITTLÄNGE (m) | ENDE 1 | ENDE 2 | GEWICHT (kg) | GESAMTLÄNGE (m) |
|---------------------------------|-------|-----------|---------------------|--------|---------|-----------------|--------------------|
| 20 | 46 | 20 | 3,990 | Muffe | Gewinde | 9,855 | 183,540 |
| 40 | 32 | 20 | 1,250 | | | 3,088 | 40,000 |
| 41 | 52 | 20 | 1,330 | | Gewinde | 3,285 | 69,160 |
| GESAMTMENGE (BETONSTAHL B500 A) | | | | | | | |
| | (mm) | (kg/m) | | | (m) | | (kg) |
| 20 | | 2,470 | | | 292,700 | | 722,969 |
| GESAMTGEWICHT | | | | | | | 722,969 |

(Alle Angaben gerundet!)

BIEGELISTE Stabstahl B500 A

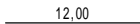
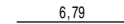
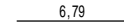
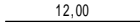
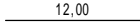
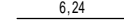
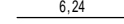
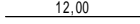
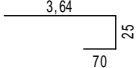
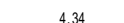
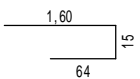

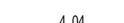
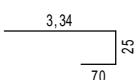
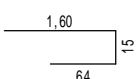

Projekt: Stadt Stadtlohn - Bauamt-Tiefbau

Bauwerk: Neubau eines Regenklärbeckens

Bauteil: Bewehrung Kanalwände Pos. W3, W5a, W5b, W5c, W6a, W6b und W6c

Plannr.: 5720-BP-W-01-00

Datum: 23.03.2026

| Pos. | Skizze [m/cm] | Stück | ø | Schnittlänge [m] | Gesamtlänge [m] | Pos.-Gewicht [kg] |
|------|---|-------|----|---------------------|--------------------|----------------------|
| 1 |  | 26 | 20 | 12,00 | 312,00 | 770,640 |
| 2 |  | 26 | 20 | 6,79 | 176,54 | 436,054 |
| 3 |  | 26 | 20 | 6,79 | 176,54 | 436,054 |
| 4 |  | 26 | 20 | 12,00 | 312,00 | 770,640 |
| 5 |  | 8 | 16 | 12,00 | 96,00 | 151,680 |
| 6 |  | 8 | 16 | 6,24 | 49,92 | 78,874 |
| 7 |  | 6 | 16 | 6,24 | 37,44 | 59,155 |
| 8 |  | 6 | 16 | 12,00 | 72,00 | 113,760 |
| 9 |  | 128 | 20 | 4,59 | 587,52 | 1.451,174 |
| 10 |  | 125 | 20 | 4,34 | 542,50 | 1.339,975 |
| 11 |  | 127 | 20 | 2,39 | 303,53 | 749,719 |
| 12 |  | 50 | 20 | 2,89 | 144,50 | 356,915 |
| 13 |  | 11 | 20 | 4,04 | 44,44 | 109,767 |
| 14 |  | 13 | 20 | 4,29 | 55,77 | 137,752 |
| 15 |  | 11 | 20 | 2,39 | 26,29 | 64,936 |
| 16 |  | 12 | 20 | 2,79 | 33,48 | 82,696 |

BIEGELISTE Stabstahl B500 A


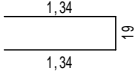
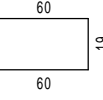


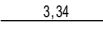
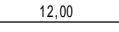
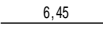

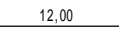
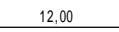
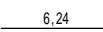
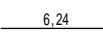
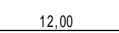
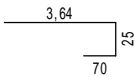
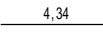
Projekt: Stadt Stadtlohn - Bauamt-Tiefbau

Bauwerk: Neubau eines Regenklärbeckens

Bauteil: Bewehrung Kanalwände Pos. W3, W5a, W5b, W5c, W6a, W6b und W6c

Plannr.: 5720-BP-W-01-00

Datum: 23.03.2026

| Pos. | Skizze [m/cm] | Stück | ø | Schnittlänge [m] | Gesamtlänge [m] | Pos.-Gewicht [kg] |
|------|---|-------|----|---------------------|--------------------|----------------------|
| 17 |  | 10 | 16 | 3,36 | 33,60 | 53,088 |
| 18 |  | 5 | 16 | 2,87 | 14,35 | 22,673 |
| 19 |  | 5 | 16 | 1,39 | 6,95 | 10,981 |
| 21 |  | 23 | 20 | 2,89 | 66,47 | 164,181 |
| 22 |  | 33 | 20 | 4,29 | 141,57 | 349,678 |
| 23 |  | 30 | 20 | 3,34 | 100,20 | 247,494 |
| 24 |  | 26 | 20 | 12,00 | 312,00 | 770,640 |
| 25 |  | 26 | 20 | 6,45 | 167,70 | 414,219 |
| 26 |  | 26 | 20 | 6,45 | 167,70 | 414,219 |
| 27 |  | 26 | 20 | 12,00 | 312,00 | 770,640 |
| 28 |  | 8 | 16 | 12,00 | 96,00 | 151,680 |
| 29 |  | 8 | 16 | 6,24 | 49,92 | 78,874 |
| 30 |  | 6 | 16 | 6,24 | 37,44 | 59,155 |
| 31 |  | 6 | 16 | 12,00 | 72,00 | 113,760 |
| 32 |  | 128 | 20 | 4,59 | 587,52 | 1.451,174 |
| 33 |  | 125 | 20 | 4,34 | 542,50 | 1.339,975 |

BIEGELISTE Stabstahl B500 A

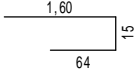

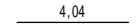
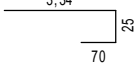
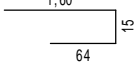

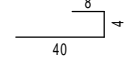
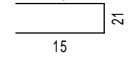
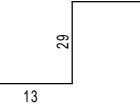
Projekt: Stadt Stadtlohn - Bauamt-Tiefbau

Bauwerk: Neubau eines Regenklärbeckens

Bauteil: Bewehrung Kanalwände Pos. W3, W5a, W5b, W5c, W6a, W6b und W6c

Plannr.: 5720-BP-W-01-00

Datum: 23.03.2026

| Pos. | Skizze [m/cm] | Stück | ø | Schnittlänge [m] | Gesamtlänge [m] | Pos.-Gewicht [kg] |
|------|---|-------|----|---------------------|--------------------|----------------------|
| 34 |  | 127 | 20 | 2,39 | 303,53 | 749,719 |
| 35 |  | 24 | 20 | 2,89 | 69,36 | 171,319 |
| 36 |  | 11 | 20 | 4,04 | 44,44 | 109,767 |
| 37 |  | 13 | 20 | 4,29 | 55,77 | 137,752 |
| 38 |  | 11 | 20 | 2,39 | 26,29 | 64,936 |
| 39 |  | 12 | 20 | 2,79 | 33,48 | 82,696 |
| 42 |  | 130 | 6 | 0,52 | 67,60 | 15,007 |
| 43 |  | 130 | 10 | 0,51 | 66,30 | 40,907 |
| 44 |  | 700 | 10 | 0,55 | 385,00 | 237,545 |

BIEGELISTE HALFEN-HBS B500 A

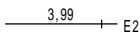
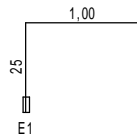
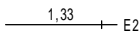
Projekt: Stadt Stadtlohn - Bauamt-Tiefbau

Bauwerk: Neubau eines Regenklärbeckens

Bauteil: Bewehrung Kanalwände Pos. W3, W5a, W5b, W5c, W6a, W6b und W6c

Plannr.: 5720-BP-W-01-00

Datum: 23.03.2026

| Pos. | Skizze [m/cm] | Stück | ø | Schnittlänge [m] | Gesamtlänge [m] | Pos.-Gewicht [kg] |
|------|---|-------|----|---------------------|--------------------|----------------------|
| 20 |  | 46 | 20 | 3,99 | 183,54 | 453,344 |
| | E2: Gewinde | | | | | |
| 40 |  | 32 | 20 | 1,25 | 40,00 | 98,800 |
| | E1: Muffe | | | | | |
| 41 |  | 52 | 20 | 1,33 | 69,16 | 170,825 |
| | E2: Gewinde | | | | | |